棒スイッチ

どっちもクリップを思い切りまっすぐ伸ばす



コードを穴に通す



長い銅線のほう上から4cmぐらいのところで結び目をつける



銅線をよじる





COMとNOのところにむすびつける

ネジ回しで止める







クリップではさむ

反対側はミニジャックをいとりつける。裏面参照



白い棒を差し込んで完成。